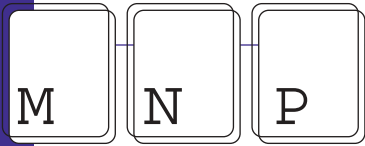


DATA/LAN CABINET



91A2

Look no further for the ULTIMATE ENCLOSURE SYSTEM, Mayline Network Product's Data/LAN Cabinets (DLC). Using the HIGHEST QUALITY materials and components, DLC Cabinets are backed by a LIFETIME WARRANTY.

Intelligent designs can be found throughout, addressing VENTILATION, CABLE MANAGEMENT, EQUIPMENT ACCESS, AND SECURITY. Combine these features with its REFINED APPEARANCE and the DLC Cabinet will turn any data

- >> Available in four standard sizes, 84"H x 24"W or 29"W x 36"D or 42"D and provides 45U of vertical rack-mountable space.
- >> Standard two pair of front to rear adjustable 19" or 23" EIA rack mount rails with attachment hardware to accommodate any standard rack mounted equipment.
- >> Cable access ports through both the base and top panel.
- >> Frame and doors constructed of 14 gauge steel. Doors reinforced for increased rigidity.
- >> 2000 lb. load capacity per enclosure (equally distributed on leveling glides.)
- >> Standard leveling glides work simultaneously with optional recessed casters. Glides are accessible from interior of enclosure base for easy leveling.
- >> Pre-punched holes in frames allow for easy field ganging.

Standard or custom, Mayline can design and configure a system to meet your exact requirements, quickly and cost effectively. Call us today for the name and number of the local sales representative in your area.

FEATURES AND BENEFITS



91A2



91C2



91E2

Choice of three door configurations:

Plexiglass front door, Perforated rear door.


Perforated front door, Perforated rear door.

Plexiglass front door, louvered steel rear door.


Concealed Hinges allow easy door removal and the ability to reverse swing direction.




Lift-off Security Panels allow quick access to equipment.



Cable Tie Slots allow front to rear support of cable bundles.



"U" Reference on Rack Mount Rails assist in the level installation of interior components.



Combination Lock with up to five programmable combinations and master key override.



PRODUCT NUMBER DEFINITION

Customize your individual cabinet needs without jeopardizing standard product lead times.

1ST DEFINITION: FRAME SIZE

- 91 = 24"W x 36"D x 84"H Cabinet Dimensions
- 92 = 29"W x 36"D x 84"H Cabinet Dimensions
- 93 = 24"W x 42"D x 84"H Cabinet Dimensions
- 94 = 29"W x 42"D x 84"H Cabinet Dimensions

2ND DEFINITION: DOOR AND LOCK TYPE

- A = Plexi Front Door/Perforated Rear Door Keyed Lock
- B = Plexi Front Door/Perforated Rear Door Combination Lock
- C = Plexi Front Door/Louvered Steel Rear Door Keyed Lock
- D = Plexi Front Door/Louvered Steel Rear Door Combination Lock
- E = Perforated Front Door/Perforated Rear Door Keyed Lock
- F = Perforated Front Door/Perforated Rear Door Combination Lock

3RD DEFINITION: SIDE PANELS

- 0 = no side panels
- 1 = 1 solid steel side panel
- 2 = 2 solid steel side panels

