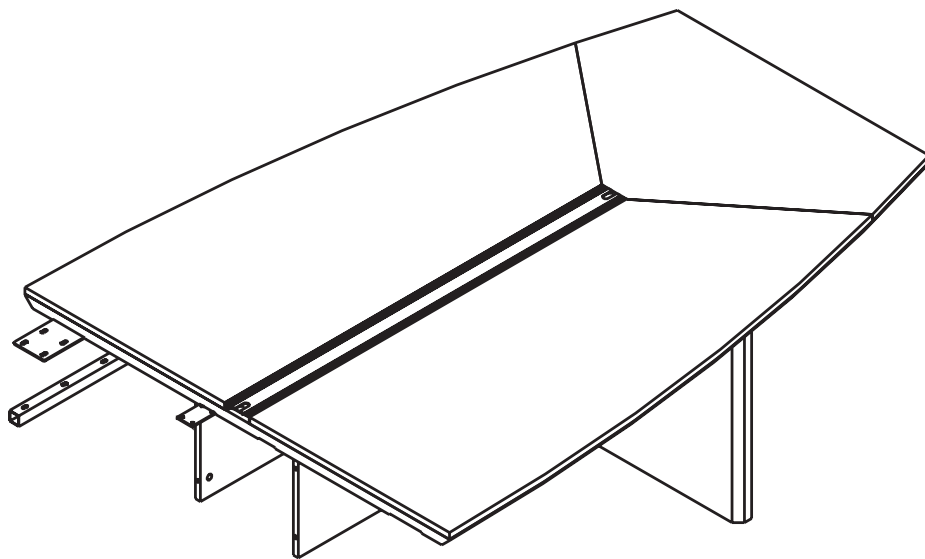








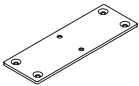
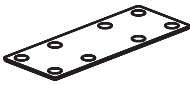
Tiffany Industries™  
A MAYLINE GROUP COMPANY

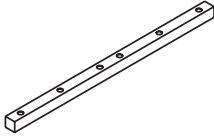

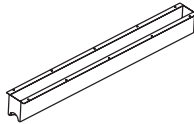

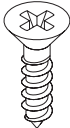
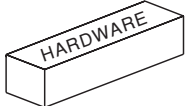
# Starter Top, Modesty Panel, And Base Leg Model No's. CMT72S/CMT84S



ASSEMBLY INSTRUCTIONS  
CALL 1-800-822-8037 FOR ASSISTANCE

# PARTS LIST

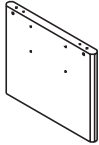
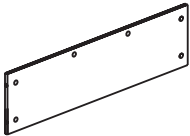
| Name      | Part   | Qty.      | Spare Qty |
|-----------|--|-----------|-----------|
| <b>A*</b> |  HB<br>REALS004<br>Wood Dowel     | <b>4</b>  | <b>1</b>  |
| <b>B*</b> |  HB<br>REALS003<br>Cam Post       | <b>16</b> | <b>1</b>  |
| <b>C*</b> |  HB<br>REALS001<br>Cam Fastener  | <b>16</b> | <b>1</b>  |
| <b>D*</b> |  HB<br>REALS102<br>Sticker-20mm | <b>16</b> | <b>1</b>  |
| <b>E*</b> | <br>REALS112<br>Mounting Plate  | <b>1</b>  |           |
| <b>F*</b> | <br>REALS036<br>Mounting Plate  | <b>1</b>  |           |

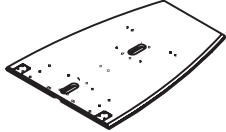
| Name      | Part  | Qty.      | Spare Qty |
|-----------|---|-----------|-----------|
| <b>G*</b> | <br>REALS113<br>Support Bar                             | <b>1</b>  |           |
| <b>H*</b> | <br>REALS131-(*72S)<br>REALS133-(*84S)<br>Grommet       | <b>1</b>  |           |
| <b>I*</b> | <br>REALS132-(*72S)<br>REALS134-(*84S)<br>Cable Trough | <b>1</b>  |           |
| <b>J*</b> |  HB<br>REALS043<br>6mm x 15mm                        | <b>14</b> | <b>2</b>  |
| <b>K*</b> | <br>REALS005<br>4mm x 16mm                           | <b>14</b> | <b>2</b>  |
|           | <br>CMT72SHB or<br>CMT84SHB                           |           |           |

Items with HB are in the hardware bag.

\*For Individual Items, Order By Part Number.


# PARTS LIST

| Name      | Part  | Qty.     | Spare Qty |
|-----------|---|----------|-----------|
| <b>L*</b> | <br>CMT~~SB**<br>Starter Leg | <b>1</b> |           |
| <b>M</b>  | <br>Modesty Panel            | <b>2</b> |           |

| Name      | Part   | Qty.     |
|-----------|--|----------|
| <b>N*</b> | <br>CMT~~ST**<br>Top | <b>1</b> |

---

## Pre-Assembled Replacement Part List

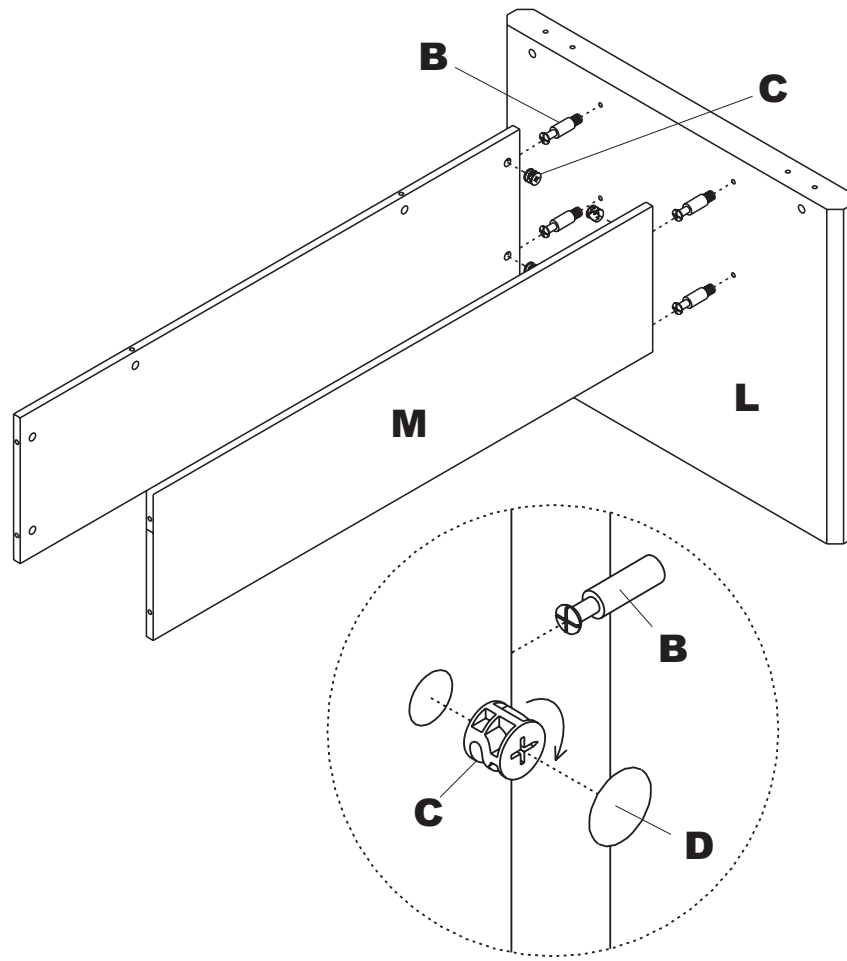
| Replacement #    | Part   | Qty.     |
|------------------|--|----------|
| <b>REALS067*</b> | <br>Leveler w/ Insert | <b>1</b> |

\*For Individual Items, Order By Part Number.

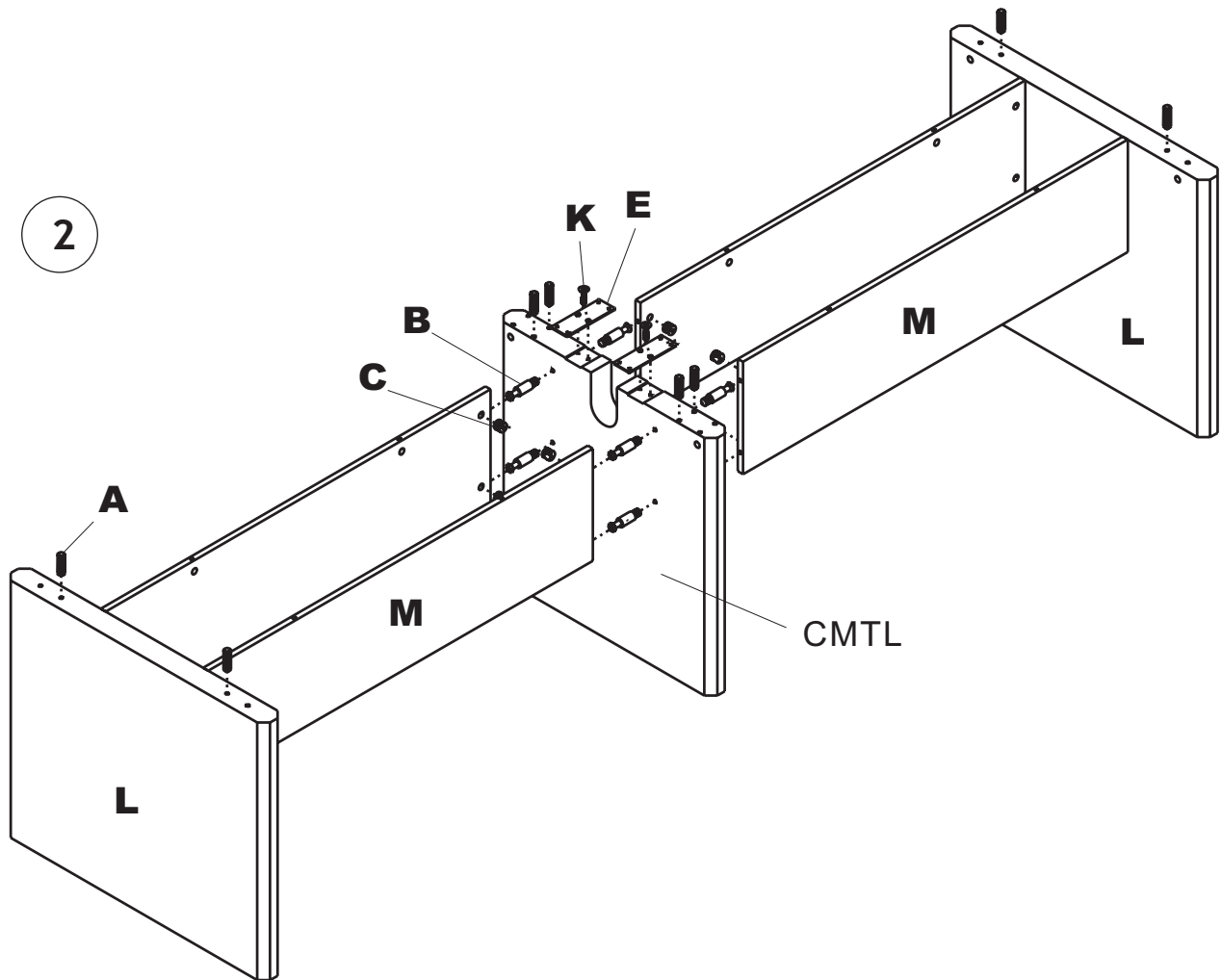
\*\* Denotes Color Code

~~ Denotes Size (72,84)

1

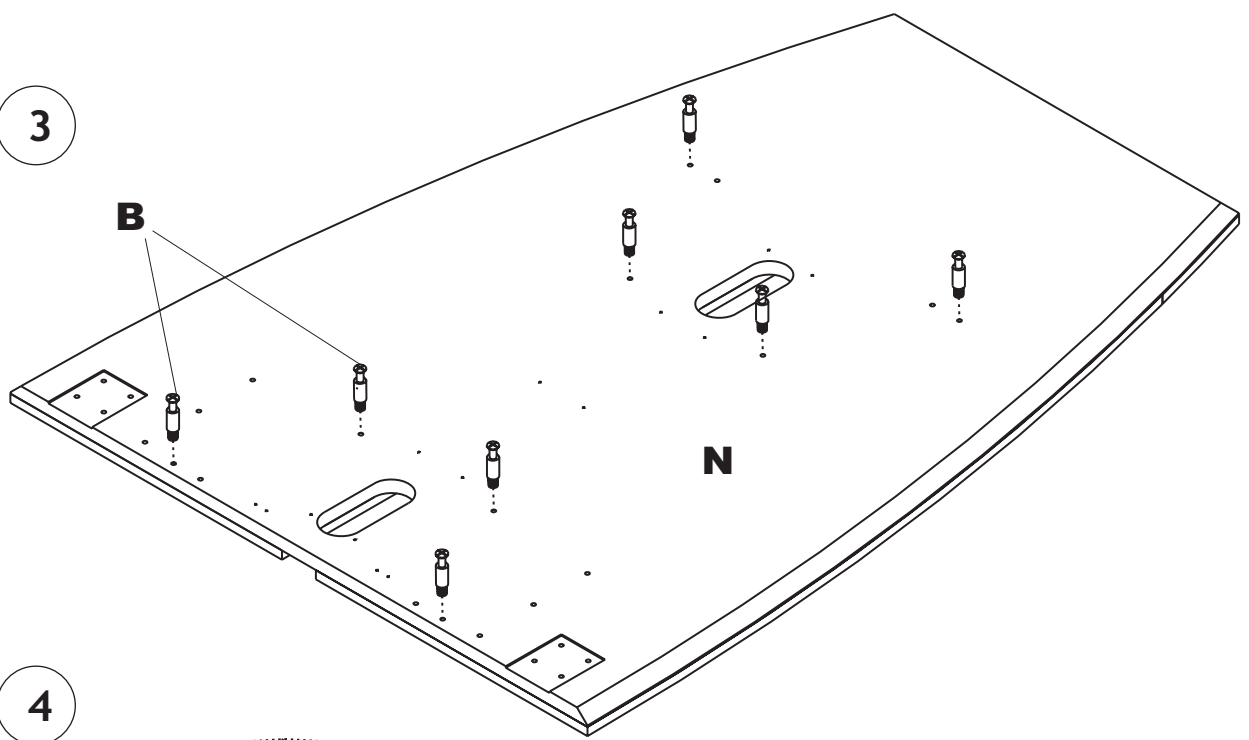


2



3

3



4

