




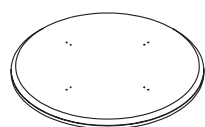
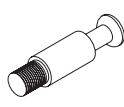
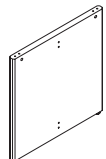


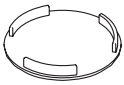
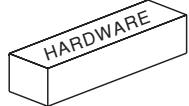
Tiffany Industries™  
A MAYLINE GROUP COMPANY

# Corsica 42" Round Conference Table Model No. CTRND



**ASSEMBLY INSTRUCTIONS**  
**CALL 1-800-822-8037 FOR ASSISTANCE**

# PARTS LIST


Name	Part	Qty.	Spare Qty	Name	Part	Qty.
<b>A*</b>	 HB REALS004 Wood Dowel	<b>8</b>	<b>1</b>	<b>D*</b>	 CTRND**	<b>1</b>
<b>B*</b>	 HB REALS003 Cam Post	<b>8</b>	<b>1</b>	<b>E*</b>	 CTRNDF** Leg-Main	<b>1</b>
<b>C*</b>	 HB REALS001 Cam Fastener	<b>8</b>	<b>1</b>	<b>F*</b>	 CTRNDG** Leg -Side	<b>2</b>
<b>D*</b>	 HB REALS006 Cap	<b>8</b>	<b>1</b>		 CTRNDHB	

Items with HB are in the hardware bag.

\*For Individual Items, Order By Part Number.

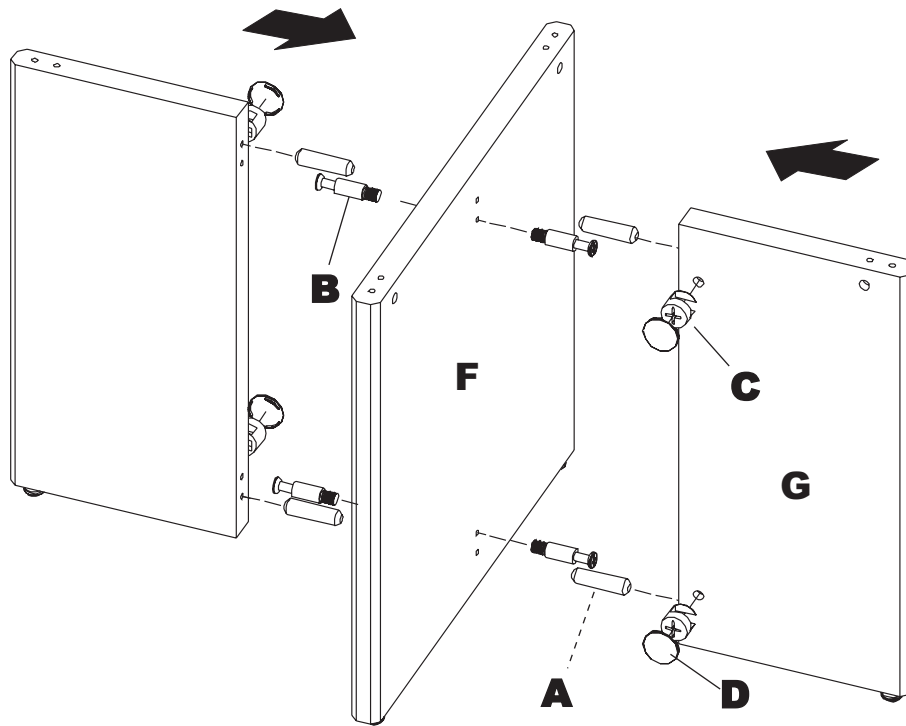
\*\* Denotes Color Code

## Pre-Assembled Replacement Part List

Replacement #	Part	Qty.
<b>REALS067*</b>	 Leveler w/ Insert	<b>1</b>

\*For Individual Items, Order By Part Number.

1



Note: For Step 1, dowels (A) are to be inserted into leg panels (G) and not center leg (F).

2

