

ASSEMBLY INSTRUCTIONS

e*LAN 48" and 72" WORKSTATIONS

NOTE: Please count and inspect all pieces before disposing of any carton or packing materials.


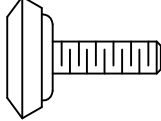

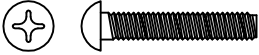



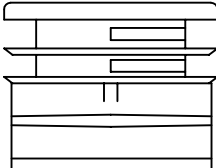
COMPONENTS

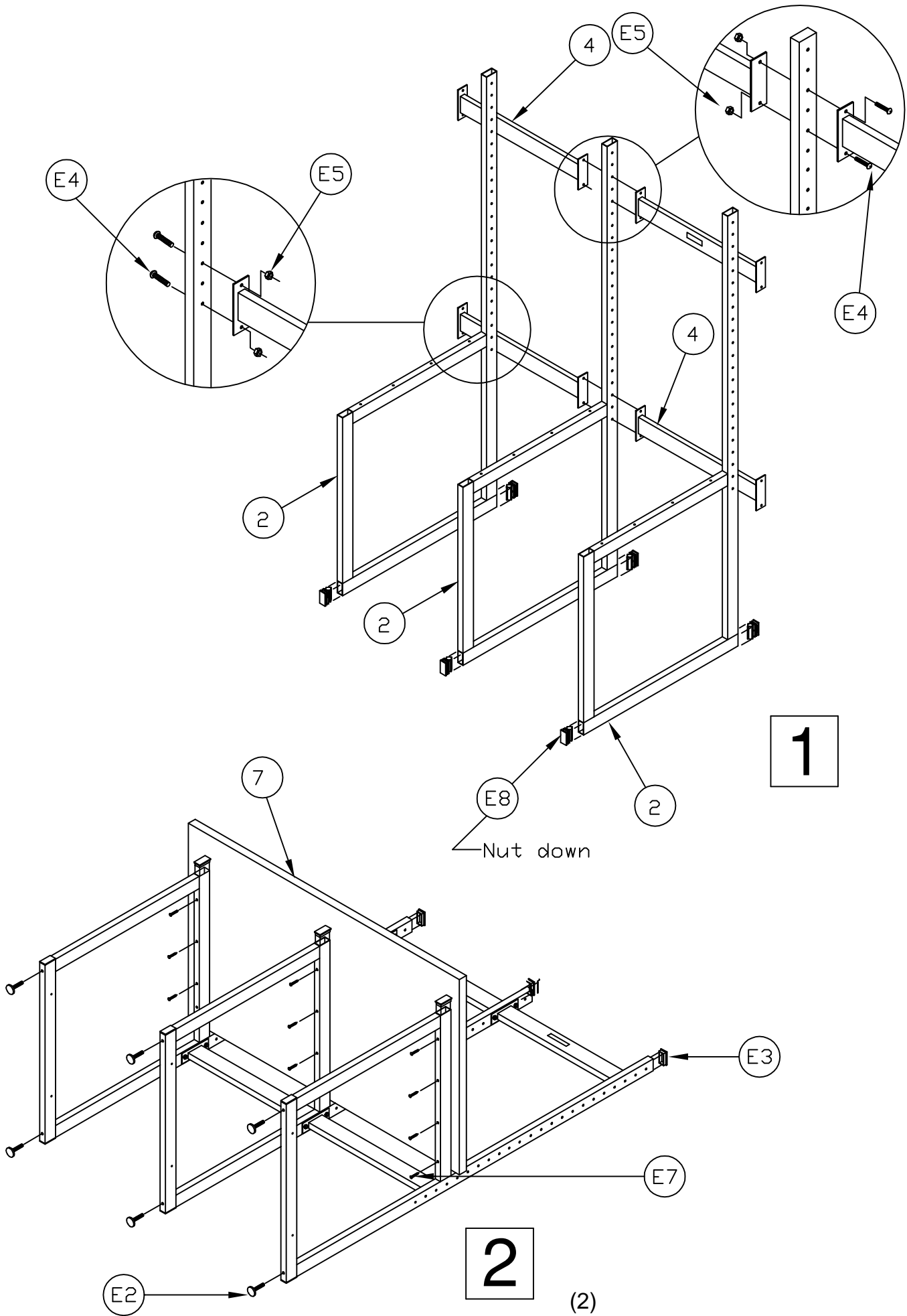
When ordering components, specific color and/or size information may be required.
Contact a Mayline Customer Service Representative. 1-800-822-8037

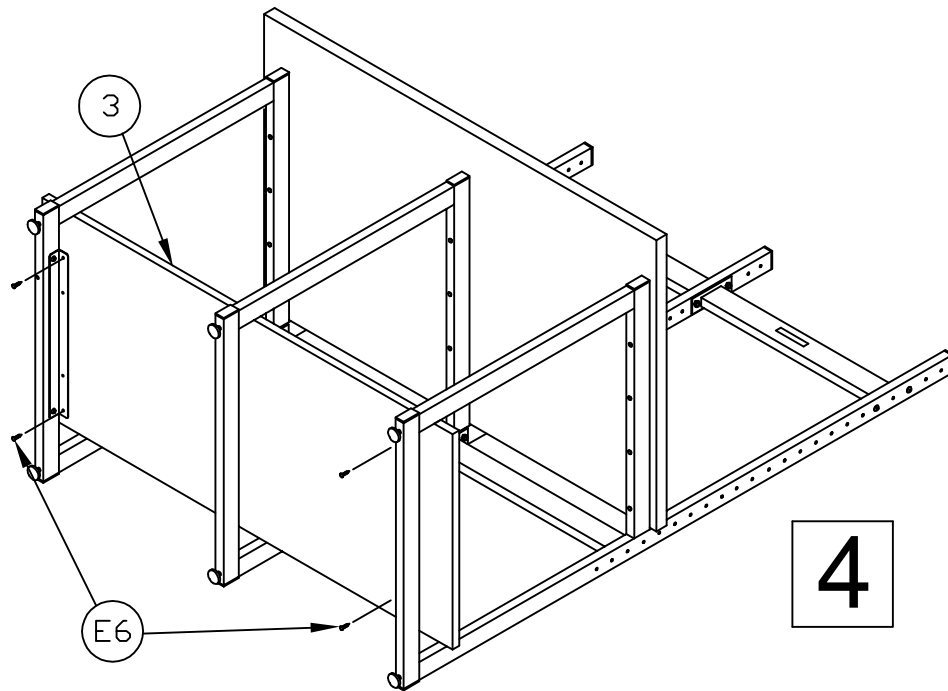
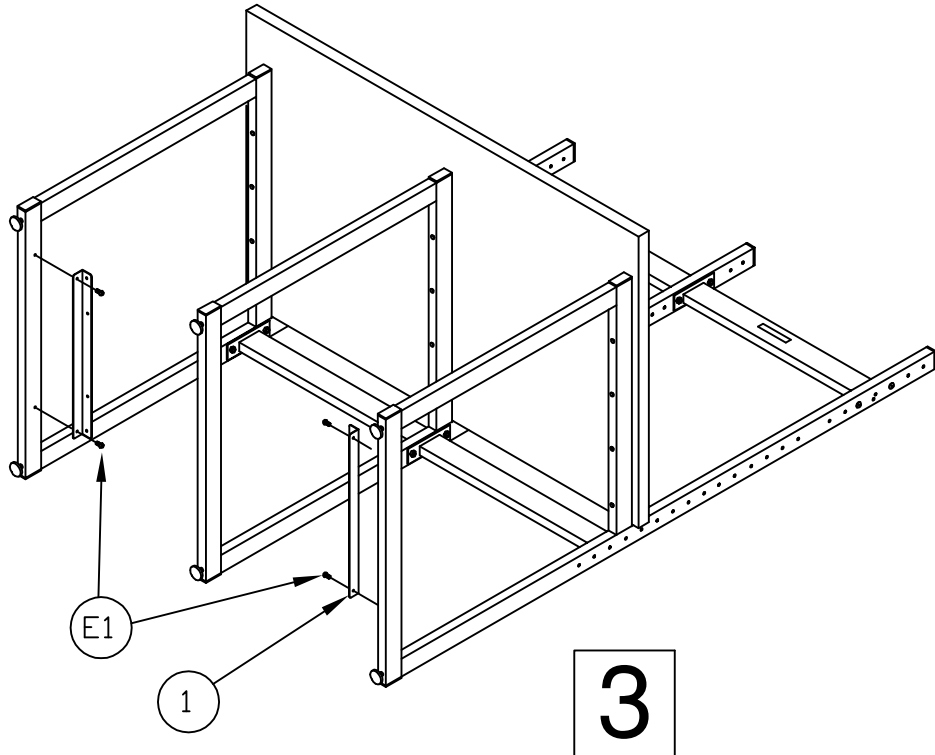
REF. #	QTY.	DESCRIPTION	PART No.
1	2	LOWER SHELF SUPPORT	B6312
2	3	FRAME ASSEMBLY	A6839
3	1	LOWER SHELF	CALL~~
4	4	SPREADER ASSEMBLY	CALL~~
5	6	SHELF SUPPORT	B6311
6	2	UPPER SHELF	CALL~~
7	1	TOP	CALL~~

~~Denotes Size

HARDWARE BAG (PART No. A6845) *for individual item, order that part number

REF. #	QTY.	DESCRIPTION	PART No.	
E1	4	#8-32 X 3/8 SCREW	X247*	
E2	6	GLIDE	Q444*	
E3	3	END CAP	F474*	
E4	24	1/4-20 X1 1/2 SCREW	X196*	
E5	24	1/4-20 HEX NUT	T29*	
E6	22	#10 X 5/8 SCREW	X5108*	
E7	12	#10 X 2 1/2 SCREW	X335*	
E8	6	THREADED END CAP	F663*	





(3)

