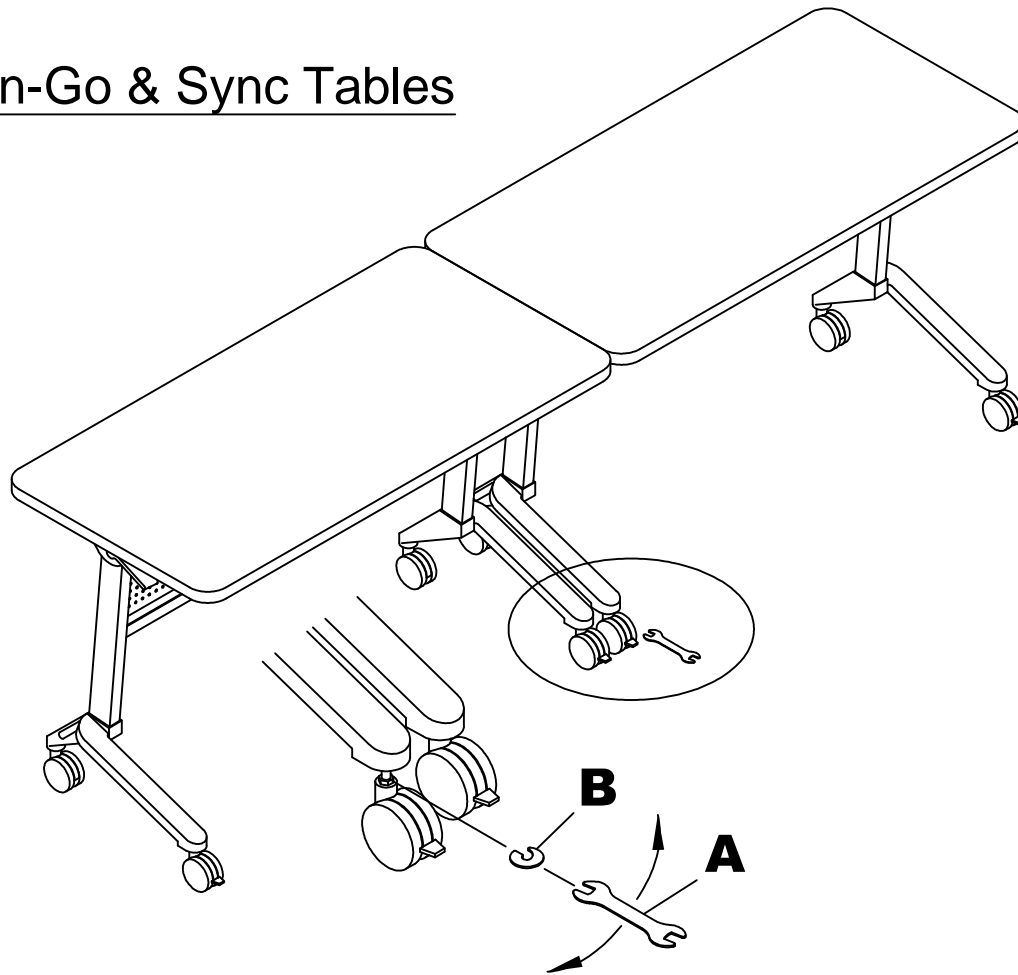
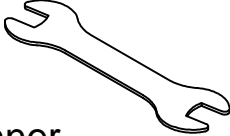



LEVELING KIT INSTRUCTIONS

Flip-n-Go & Sync Tables



1. Loosen Caster using Wrench (A).
2. Snap off Washer (B) from bezel tree and install around caster thread to the desired height. 3 washers max.
3. Tighten Caster.

Part Number		When ordering components, specific color and/or size information may be required.	
A8269 * Leveling Kit		Contact a Mayline Customer Service Representative. 1-800-822-8037	
Reference Letter		Quantity	Reference Letter
A		1	B
Wrench, Spanner			
			1
			Washer, Bezel Tree

** Individual Items, Order by part number.*



Mayline Company, LLC
 619 N. Commerce, P.O. Box 728
 Sheboygan, WI 53082-0728
 Toll Free: 1-800-822-8037
 FAX: 920-457-7388
 On Line: www.mayline.com