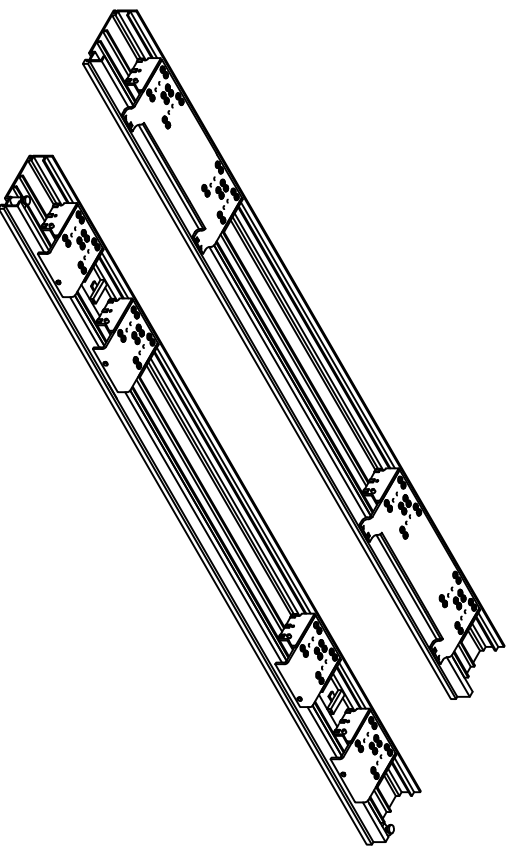


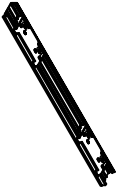
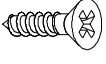




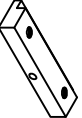

Door Hardware Kit, Sliding Door Cabinet Model No. SDHHDW



ASSEMBLY INSTRUCTIONS

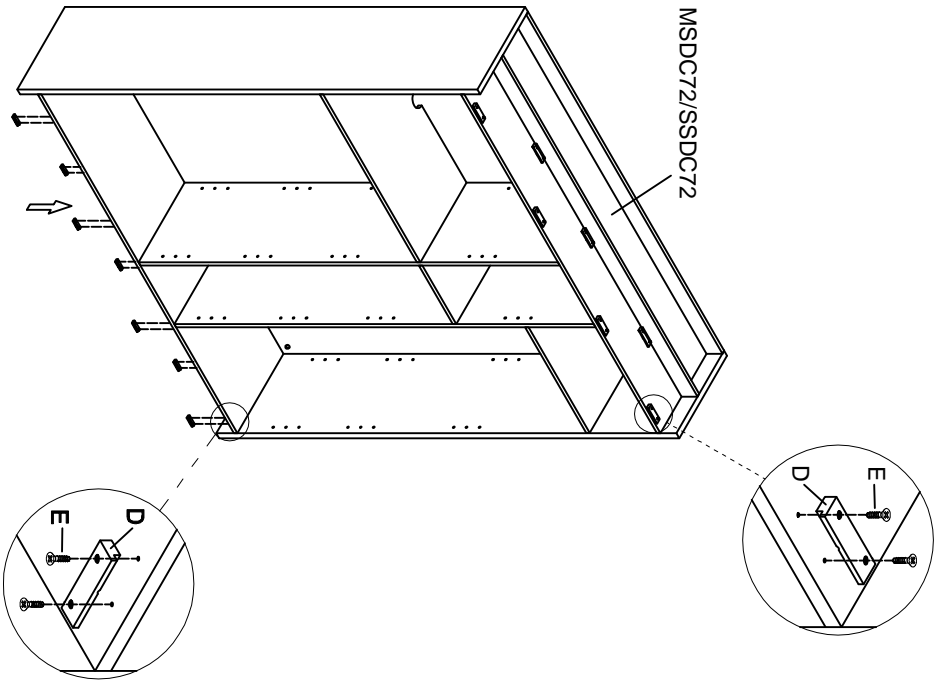
CALL 1-800-822-8037 FOR ASSISTANCE

PARTS LIST

Name	Part	Qty.	Name	Part	Qty.	Spare Qty
A	 SDHHDW Upper Door Track	1	E	 REALS267 4x20mm HB	28	2
B	 SDHHDW Lower Door Track	1	F	 REALS266 Wrench-3mm HB	1	
C	 REALS263 M5x20mm HB	8	G	 REALS084 Wrench-5mm HB	1	
D	 REALS264 Track Retainer HB	14		 MSDHDWHB		

Items with HB are in the hardware box.

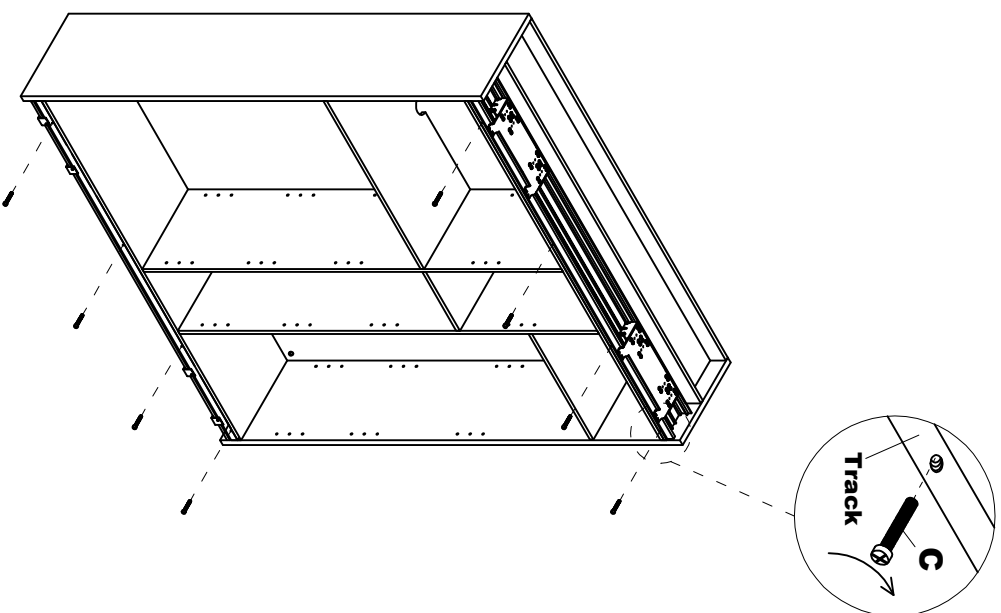
1



Attach Top and Bottom Track Retainers.

2

2



Place Upper and Lower Tracks Into Retainers and Fasten With Screws.

3