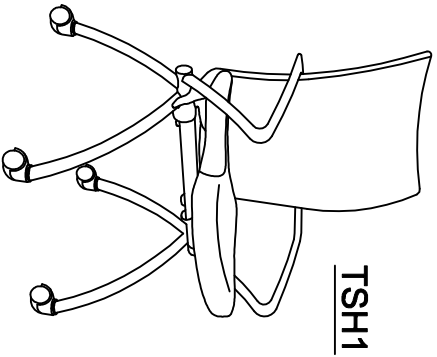
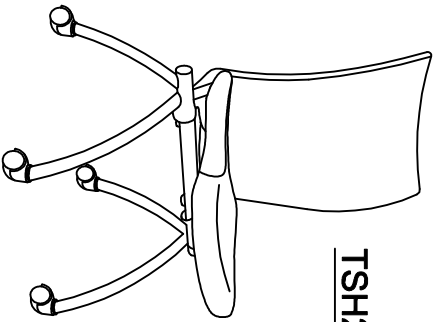


**ASSEMBLY INSTRUCTIONS**  
**VALORE™ TRAINING SERIES HIGH-BACK CHAIR**  
**MODEL NO. TSH1 & TSH2**



**TSH1**



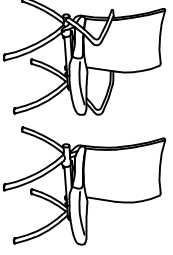

**TSH2**

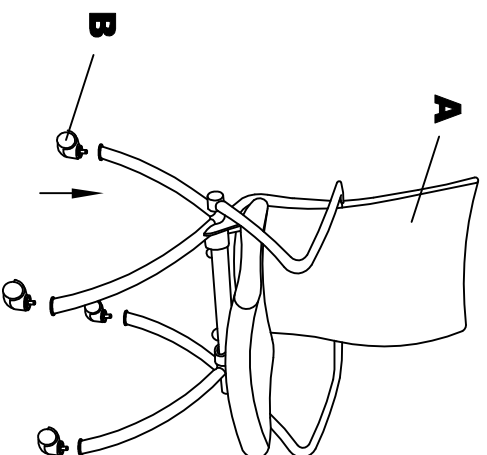
**PARTS LIST TSH1 & TSH2**

When ordering components, specific color and/or size information may be required.  
 Contact a Mayline Customer Service Representative. 1-800-822-8037

\* Individual Items. Order by part number.

\*\* Denotes Color Code

Reference Letter	Quantity	Reference Letter	Quantity
<b>A</b>	<b>1</b>	<b>B</b> *	<b>4</b>
		Part Number 102040 Caster (each)	



1. Place Chair (A) upside down and push Casters (B) firmly into legs of chair

**NESTING OPERATION**

1. Lift seat and insert front legs into rear legs.

