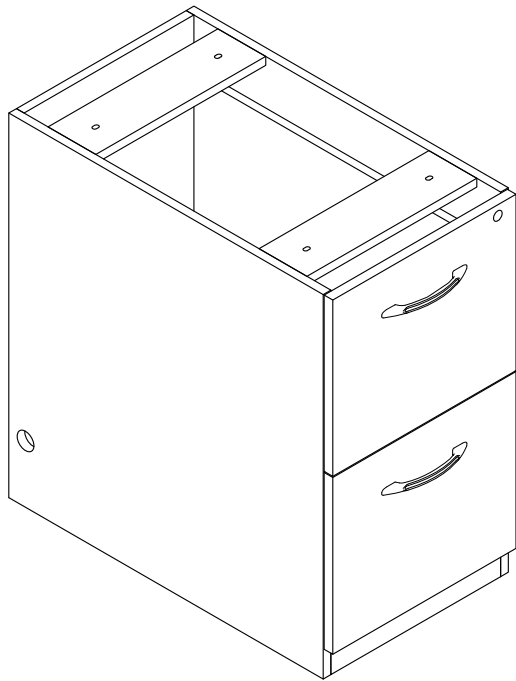


realoffice

MAYLINE


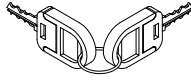

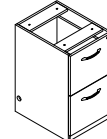
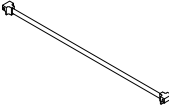
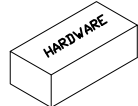
Aberdeen Series™
 Desk File/File Pedestal
 Model No. AFF26



ASSEMBLY INSTRUCTIONS
CALL 1-800-822-8037 FOR ASSISTANCE

P/N **AFF26** REV 07 07/17/14

PARTS LIST

Name	Part	Qty.	Spare Qty	Name	Part	Qty.	Spare Qty
A	 REALS124 M6 x 35mm HB	4	1	C	 Keys HB	1	
B	 REALS104 Grommet HB	1		D	 AFF26** Pedestal	1	
C	 REALS060 1 Bar w/2 Caps	2					
	 APEDHB						

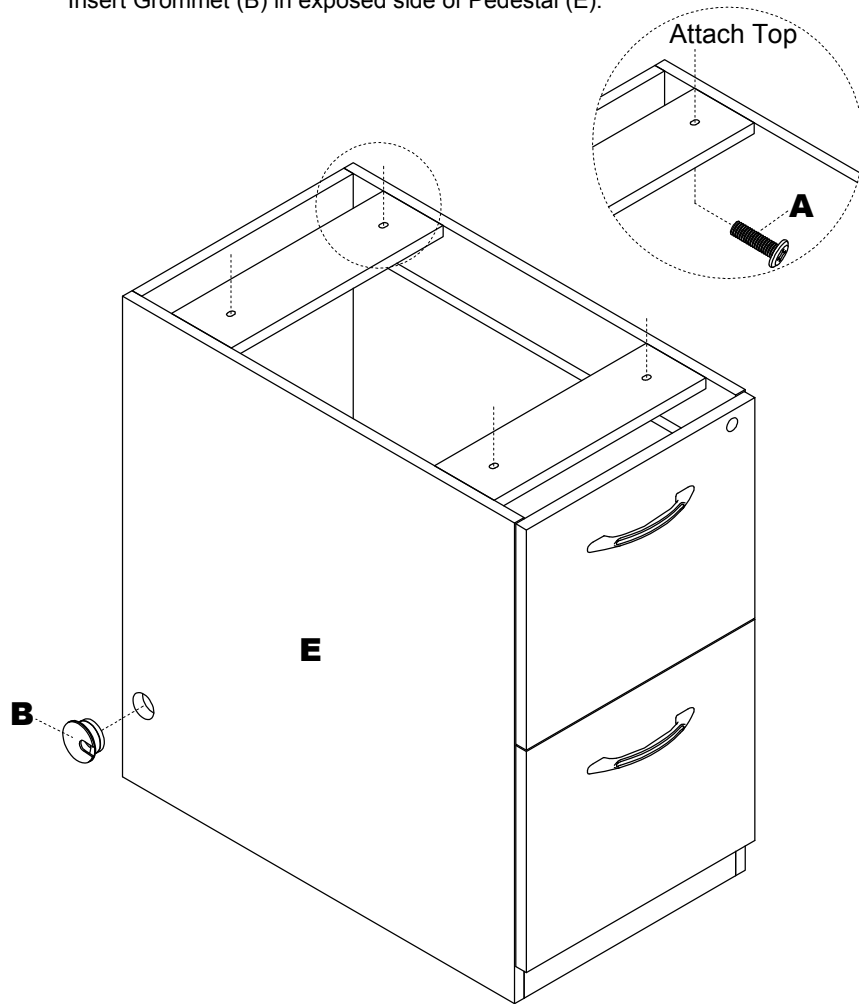
Items with HB are in hardware box.
 **Denotes Color Code

1 Remove drawers and attach Pedestal (E) to underside of Table using Screws (A).

- OR -



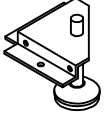



Slide Pedestal (E) under worksurface and adjust levelers as appropriate.

Insert Grommet (B) in exposed side of Pedestal (E).



2

Pre-Installed Replacement Parts List

Part	Included Qty.	Part	Included Qty.
 REALS191 Handle w/ Screws	2	 AFFDF** Drawer Fronts - Set of 2	1*
 REALS008 Corner Bracket w/ Glide	4	 REALS309 ^A Drawer Slide 22" - Pair	2
 REALS005 Ø4 x 16mm Corner Bracket Screws	24	 REALS121 Ø3 x 14mm Drawer Slide Screws	32

* Available in Cherry (LCR) or Mocha (LDC) finish only.

**Denotes Color Code

^A Previous Drawer Slide Was REALS057. Change effective July 10, 2010

3