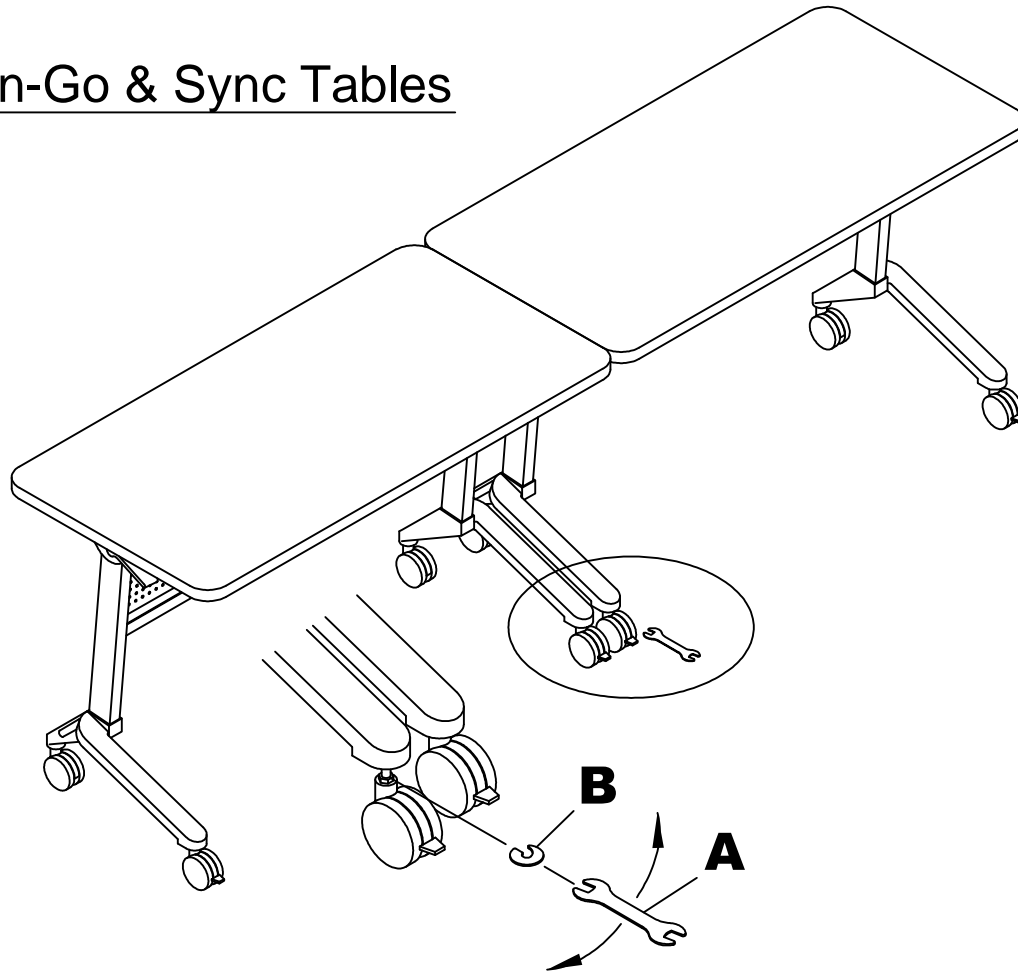
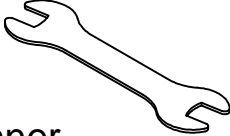



# LEVELING KIT INSTRUCTIONS

## Flip-n-Go & Sync Tables



1. Loosen Caster using Wrench (A).
2. Snap off Washer (B) from bezel tree and install around caster thread to the desired height. 3 washers max.
3. Tighten Caster.

Part Number		When ordering components, specific color and/or size information may be required.		
<b>A8269 * Leveling Kit</b>		Contact a Mayline Customer Service Representative. 1-800-822-8037		
Reference Letter		Quantity	Reference Letter	
<b>A</b>		<b>1</b>	<b>B</b>	
Wrench, Spanner				
			Washer, Bezel Tree	
			<b>1</b>	Quantity

*\* Individual Items, Order by part number.*

